




Selection Guide of Clamp Meters

AC Clamp Meters											
MODEL	2608A	2805	2006	2007A	2031	2017	2027	2040	2200	2002PA	2002R
Appearance											
Display	Analogue	Analogue	Digital	Digital	Digital	Digital	Digital	Digital	Digital	Digital	Digital
Sample rate	-	-	2 counts/sec	Approx.2.5 counts/sec	2 counts/sec	Approx.2.5 counts/sec	Approx.2.5 counts/sec	3 counts/sec	2.5 counts/sec	Approx.2.5 counts/sec	Approx.2.5 counts/sec
Detection method	MEAN	MEAN	MEAN	MEAN	MEAN	MEAN	RMS	MEAN	MEAN	MEAN	RMS
Frequency response	50/60Hz	50~400Hz	40~1kHz	40~400Hz	40~1kHz	45~1kHz	40~1kHz	40~400Hz	45~65Hz(ACA) 45~600Hz(ACV)	40~1kHz	40~1kHz
Conductor size(MAX.mm)	φ 33mm	φ 30mm	φ 19mm	φ 33mm	φ 24mm	φ 33mm	φ 33mm	φ 33mm	φ 33mm	φ 55mm	φ 55mm
Measurement											
ACA	300A	600A	200A	600A	200A	600A	600A	600A	1000A	2000A	2000A
Resolution	0.2A	0.2A	0.001A	0.1A	0.01A	0.1A	0.1A	0.1A	0.01A	0.1A	0.1A
DCA	-	-	-	-	-	-	-	-	-	-	-
Resolution	-	-	-	-	-	-	-	-	-	-	-
ACV	600V	600V	500V	750V	-	600V	600V	600V	600V	750V	750V
DCV	60V	-	500V	-	-	-	-	600V	600V	1000V	1000V
Resistance	10kΩ	2kΩ	2kΩ	4000Ω	-	200Ω	200Ω	60MΩ	40MΩ	400kΩ	400kΩ
Continuity buzzer	-	-	○	○	-	○	○	○	○	○	○
Frequency	-	-	-	-	-	-	-	10kHz	-	-	-
DUTY	-	-	-	-	-	-	-	○	-	-	-
Diode test	-	-	-	-	-	-	-	○	-	-	-
Capacitance test	-	-	-	-	-	-	-	-	-	-	-
Temperature	○	-	-	-	-	-	-	-	-	-	-
Function											
NCV	-	-	-	-	-	-	-	○	-	-	-
Back light	-	-	-	-	-	-	-	-	-	-	-
Data hold	○	○	○	○	○	○	○	○	○	○	○
Peak hold	-	-	-	-	-	-	-	-	-	○	○
MAX/MIN	-	-	-	-	-	-	-	○	-	-	-
REL	-	-	-	-	-	-	-	○	-	-	-
Output	-	-	-	-	-	-	-	-	-	DC400mV	DC400mV
Frequency filter	-	-	-	-	-	-	-	-	-	-	-
Water proof	-	-	-	-	-	-	-	-	-	-	-
Other											
Operating temperature	0~40°C	-10~50°C	0~50°C	0~40°C	0~40°C	-10~50°C	-10~50°C	0~40°C	0~40°C	0~40°C	0~40°C
Applicable standard	CAT. III 300V CAT. II 600V	-	-	CAT. III 300V CAT. II 600V CAT. I 1000V	CAT. III 300V	CAT. III 600V	CAT. III 600V	CAT. IV 600V	CAT. III 600V(ACA) CAT. III 300V(AC/DCV) CAT. II 600V(AC/DCV)	CAT. III 600V CAT. II 1000V	CAT. III 600V CAT. II 1000V
Power source	R6P x 1	R6P x 1	R6P x 2	R03 x 2	LR-44 x 2	6F22 x 1	6F22 x 1	R03 x 2	R03/LR03 x 2	R6P x 2	R6P x 2
Dimensions(L)x(W)x(D)mm	193x78x39	220x83x40	184x54x32	195x78x36	147x58.5x26	208x91x40	208x91x40	243x77x36	190x68x20	247x105x49	247x105x49
Weight(Approx.)	275g	390g	160g	260g	100g	400g	400g	300g	120g	470g	470g

Selection Guide of Clamp Meters

	DC Milliamp Clamp Meters	AC/DC Clamp Meters									Fork Current Tester
MODEL	2500	2010	2004	2033	2046R	2055	2056R	2003A	2009R	2300R	
Appearance											
Display	Digital	Digital	Digital	Digital	Digital	Digital	Digital	Digital	Digital	Digital	
Sample rate	Approx.1.5 counts/sec	Approx.3 counts/sec	Approx.3 counts/sec	Approx.2.5 counts/sec	3 counts/sec	3 counts/sec	3 counts/sec	Approx.2.5 counts/sec	Approx.3 counts/sec	Approx.2 counts/sec	
Detection method	-	MEAN	MEAN	MEAN	RMS	MEAN	RMS	MEAN	RMS	RMS	
Frequency response	DC	DC 40~2kHz	DC 40~1kHz	DC 20~1kHz	DC 40~400Hz	DC 40~400Hz	DC 40~400Hz	DC 40~1kHz	DC 20~1kHz	DC 50/60Hz	
Conductor size(MAX.mm)	φ 6mm	φ 7.5mm	φ 19mm	φ 24mm	φ 33mm	φ 40mm	φ 40mm	φ 55mm	φ 55mm	φ 10mm	
Measurement											
ACA	-	20A	200A	300A	600A	1000A	1000A	2000A	2000A	100A	
Resolution	-	0.1mA	0.01A	0.01A	0.1A	0.1A	0.1A	0.1A	0.1A	0.1A	
DCA	120mA	20A	200A	300A	600A	1000A	1000A	2000A	2000A	100A	
Resolution	0.01mA	0.001A	0.01A	0.01A	0.1A	0.1A	0.1A	0.1A	0.1A	0.1A	
ACV	-	-	500V	-	600V	600V	600V	750V	750V	-	
DCV	-	-	200V	-	600V	600V	600V	1000V	1000V	-	
Resistance	-	-	200Ω	-	60MΩ	60MΩ	60MΩ	4000Ω	4000Ω	-	
Continuity buzzer	-	-	-	-	○	○	○	○	○	-	
Frequency	-	-	-	-	10kHz	10kHz	10kHz	-	4000Hz	-	
DUTY	-	-	-	-	○	○	○	-	-	-	
Diode test	-	-	-	-	○	○	○	-	-	-	
Capacitance test	-	-	-	-	○	○	○	-	-	-	
Temperature	-	-	-	-	○	-	○	-	-	-	
Function											
NCV	-	-	-	-	○	○	○	-	-	○	
Back light	○	-	-	-	○	○	○	-	-	-	
Data hold	○	-	○	○	○	○	○	○	○	○	
Peak hold	-	-	-	-	○	-	○	MAX	○※	-	
MAX/MIN	-	-	-	-	○	○	○	-	-	-	
REL	-	-	-	-	○	○	○	-	-	-	
Output	DC1200mV	DC200mV	-	-	-	-	-	DC400mV	DC400mV	-	
Frequency filter	-	-	-	-	-	-	-	-	-	-	
Water proof	-	-	-	-	-	-	-	-	-	-	
Other											
Operating temperature	-10~50°C	0~50°C	-10~50°C	0~40°C	0~40°C	0~40°C	0~40°C	0~40°C	0~40°C	0~40°C	
Applicable standard	CAT. II 300V	-	-	CAT. III 300V	CAT. IV 600V	CAT. IV 600V	CAT. IV 600V	CAT. IV 600V CAT. III	CAT. IV 600V CAT. III	CAT. III 300V	
Power source	R6/LR6 x4	6LR61 x 1	R6P x 2	LR-44 x 2	R03 x 2	R03 x 2	R03 x 2	R6P x 2	R6P x 2	R03 x 2	
Dimensions(L)x(W)x(D)mm	111x61x40 (Display unit) 104x34x20 (Sensor)	142x64x26 (Display unit) 153x23x18 (Sensor)	180x54x32	147x59x25	243x77x36	254x82x36	254x82x36	250x105x49	250x105x49	161x40x30	
Weight(Approx.)	290g	220g	170g	100g	300g	310g	310g	530g	540g	110g	

※In the PEAK mode, the auto-ranging feature is disabled and measuring ranges are fixed as follows.

DC/ACA:0-400.0A

DC/ACV:0-400.0V

Selection Guide of Clamp Meters

		Leakage Clamp Meters						
MODEL	2431	2432	2433	2433R	2412	2434	2413F	2413R
Appearance								
Display	Digital	Digital	Digital	Digital	Digital	Digital	Digital	Digital
Sample rate	2 counts/sec	Approx.2.5 counts/sec	Approx.2.5 counts/sec	Approx.2.5 counts/sec	Approx.3 counts/sec	Approx.2.5 counts/sec	Approx.3 counts/sec	Approx.3 counts/sec
Detection method	MEAN	MEAN	MEAN	RMS	MEAN	MEAN	MEAN	RMS
Frequency response	40~400Hz	20~1kHz	20~1kHz	20~1kHz	40~400Hz	40~400Hz	40~1kHz	40~1kHz
Conductor size(MAX.mm)	φ 24mm	φ 40mm	φ 40mm	φ 40mm	φ 40mm	φ 28mm	φ 68mm	φ 68mm
Measurement								
ACA	200A	100A	400A	400A	500A	100A	1000A	1000A
Resolution	0.01mA	0.001mA	0.01mA	0.01mA	0.01mA	0.1mA	0.1mA	0.1mA
DCA	-	-	-	-	-	-	-	-
Resolution	-	-	-	-	-	-	-	-
ACV	-	-	-	-	600V	-	-	-
DCV	-	-	-	-	-	-	-	-
Resistance	-	-	-	-	200Ω	-	-	-
Continuity buzzer	-	-	-	-	-	-	-	-
Frequency	-	-	-	-	-	-	-	-
DUTY	-	-	-	-	-	-	-	-
Diode test	-	-	-	-	-	-	-	-
Capacitance test	-	-	-	-	-	-	-	-
Temperature	-	-	-	-	-	-	-	-
Function								
NCV	-	-	-	-	-	-	-	-
Back light	-	-	-	-	-	-	-	○
Data hold	○	○	○	○	○	○	○	○
Peak hold	-	○	○	○	-	-	○	○
MAX/MIN	-	-	-	-	-	-	-	-
REL	-	-	-	-	-	-	-	-
Output	-	-	-	-	DC200mV	-	AC/DC200mV	AC/DC200mV
Frequency filter	○	○	○	○	○	○	○	○
Water proof	-	-	-	-	-	-	-	-
Other								
Operating temperature	0~40°C	0~40°C	0~40°C	0~40°C	0~40°C	0~40°C	0~40°C	0~40°C
Applicable standard	CAT. III 300V	CAT. III 300V	CAT. III 300V	CAT. III 300V	-	CAT. III 300V	CAT. III 300V	CAT. III 300V
Power source	LR-44 x 2	R03 x 2	R03 x 2	R03 x 2	6F22 x 1	R03 x 2	6F22 x 1	6F22 x 1
Dimensions(L)x(W)x(D)mm	149x60x26	185x81x32	185x81x32	185x81x32	209x96x45	169x75x40	250x130x50	250x130x50
Weight(Approx.)	120g	290g	270g	270g	450g	220g	570g	570g